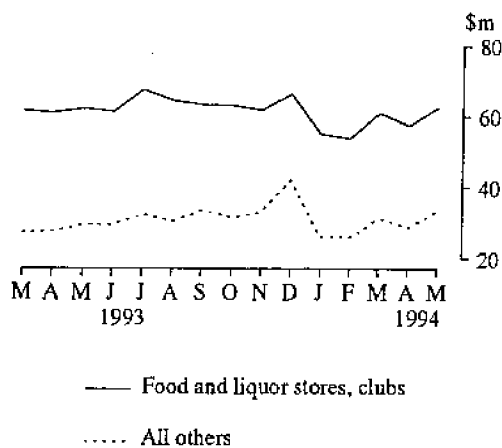


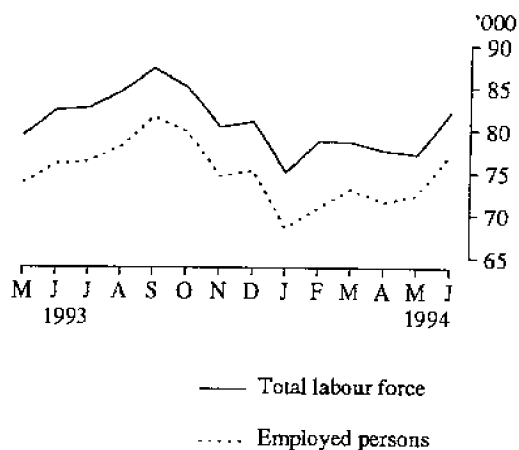
NORTHERN TERRITORY BUSINESS INDICATORS, JULY 1994

SUMMARY OF RESULTS

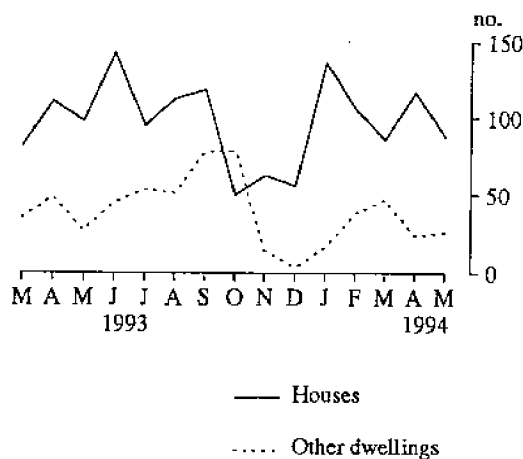
TURNOVER OF RETAIL ESTABLISHMENTS



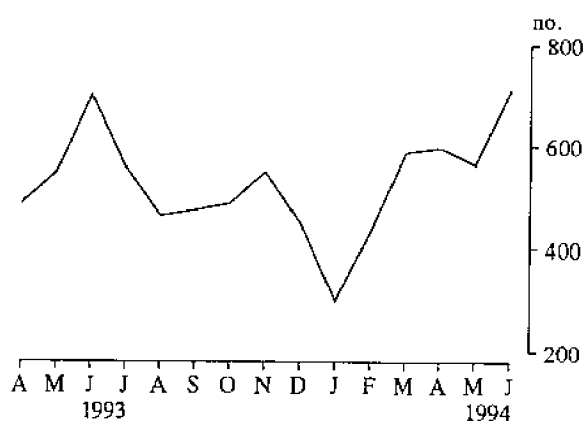
LABOUR FORCE



NEW DWELLING UNITS APPROVED



NEW MOTOR VEHICLE REGISTRATIONS



PHONE INQUIRIES

- about these and other ABS statistics and services — contact **Information Services** on Darwin (089) 432111 or any other ABS office.

MAIL INQUIRIES

- write to **Information Services**, ABS, GPO Box 3796, Darwin 0801, or any ABS State office.

Figures have been taken from a variety of ABS publications. Copies may be obtained from Information Services. Some of the figures shown are preliminary, some final and some are revisions of previously published figures.

Bob Harrison
Statistician, Northern Territory

NORTHERN TERRITORY BUSINESS INDICATORS, JULY 1994

Indicator	Unit	Northern Territory				Australia			
		Latest period	Latest figure	Change from previous period (%)	Change from same period previous year (%)	Latest figure	Change from previous period (%)	Change from same period previous year (%)	
LABOUR FORCE									
Employed	'000	Jun-94	77.2	6.6	1.6	7,892.7	0.2	2.8	
Unemployed	'000	Jun-94	4.9	4.3	-2.1	839.2	-1.2	-8.2	
Unemployment rate (a)	%	Jun-94	6.0	-0.1	-1.6	9.6	-0.1	-1.0	
Participation rate (a)	%	Jun-94	68.3	4.2	-0.7	62.7	-	0.3	
AVERAGE WEEKLY EARNINGS									
Males	\$	Mar qrt-94	643.60	-3.1	-1.0	625.60	1.1	2.4	
Females	\$	Mar qrt-94	440.00	0.6	0.2	416.80	2.0	1.7	
Total persons	\$	Mar qrt-94	549.50	-1.6	0.2	529.00	1.4	2.1	
RETAIL TURNOVER									
Food and liquor stores & clubs	\$m	May-94	62.5	8.7	0.5	4,609.0	-1.1	4.3	
All other stores	\$m	May-94	33.6	16.3	12.8	3,716.4	6.3	4.6	
Total	\$m	May-94	96.1	11.2	4.5	8,325.4	2.1	4.4	
PRICES									
Consumer Price Index									
Food	(1989-90=100.0)	Mar qrt-94	112.6	-	1.8	109.8	0.3	0.7	
Housing	(1989-90=100.0)	Mar qrt-94	103.6	0.6	-0.2	93.7	0.1	-0.7	
Transport	(1989-90=100.0)	Mar qrt-94	111.3	-1.9	0.6	113.2	-0.3	1.7	
All groups	(1989-90=100.0)	Mar qrt-94	111.4	-0.3	1.5	110.4	0.4	1.4	
Average Retail Prices									
Beer, draught, 285ml glass	cents	Mar qrt-94	200	0.5	3.6	166	0.6	4.4	
Bread, white, 680g	cents	Mar qrt-94	168	-	1.8	150	-1.3	-	
Milk, carton, 1 litre	cents	Mar qrt-94	94	-	-	102	-	3	
Petrol, leaded, 1 litre	cents	Mar qrt-94	70.6	-5.9	-3.4	67.4	-3.8	-2.5	
Steak, rump, 1 kg	cents	Mar qrt-94	1,234	0.2	8.5	1,136	2.1	6.4	
INDUSTRIAL DISPUTES IN PROGRESS									
no. of days lost per '000 employees		Year ended Mar-94	42	-	13.5	94	-14.5	-47.5	
BUILDING									
Approvals									
New houses	no.	May-94	88	-24.8	-10.2	12,877	29.7	22.0	
Other residential	no.	May-94	26	8.3	-3.7	5,764	46.6	33.7	
Total new residential building	\$m	May-94	11.4	-35.0	8.3	1,585	32.9	31.1	
Total non-residential building	\$m	May-94	9.4	-72.5	2.6	612.2	-4.6	-15.6	
Value of all building approved	\$m	May-94	22.1	-58.9	4.3	2,447.5	21.6	15.6	
Commencements - New Houses	no.	Mar qrt 94	289	9.9	64.2	28,759	-9.1	7.1	
Value of total work done during period (d)	\$m	Mar qrt 94	72.2	-17.2	20.3	5,842.8	-13.9	1.4	
HOUSING FINANCE									
Secured commitments to individuals									
For construction of dwellings	\$m	May-94	6.5	6.6	75.7	846.2	11.2	40.1	
For purchase of new dwellings	\$m	May-94	2.0	5.3	81.8	228.8	14.1	48.4	
For purchase of established dwellings (b)	\$m	May-94	22.8	-1.3	6.5	2,887.7	11.6	29.9	
PRODUCTION									
Ready mixed concrete	'000 cu. m	Feb-94	7	-12.5	16.7	1,202	23.7	4.4	
NEW MOTOR VEHICLE REGISTRATIONS									
Motor vehicles	no.	June-94	712	26.7	1.8	57,950	8.9	8.7	
Motor cycles	no.	May-94	25	-3.8	-3.8	1,315	2.3	2.2	
OVERSEAS TRADE									
Imports	\$m	May-94	32.8	26.2	-3.6	5,544.3	9.9	15.2	
Exports (c)	\$m	May-94	47.0	-35	-48.1	5,566.9	15.2	8.8	
TOURIST ACCOMMODATION									
Hotel, Motels & Guest Houses									
Room occupancy rate (a)	%	Mar qrt 94	43.1	-7.8	4.6	55.9	0.4	3.4	
Bed occupancy rate (a)	%	Mar qrt 94	25.2	-4.3	2.7	34.8	0.6	1.9	
Takings from accommodation	\$m	Mar qrt 94	15.5	-20.5	15.4	703.9	-0.8	11.3	
POPULATION									
Estimated Resident Population	'000	Dec qrt 93	170.5	0.2	1.1	17,746.6	0.2	1.0	

Source: ABS Catalogue Nos: 3101.0, 5609.0, 5461.0, 6202.0, 6302.0, 6321.0, 6401.0, 6403.0, 8361.0, 8501.0, 8635.0, 8635.7, 8731.0, 8731.7, 8752.0, 8752.7, 9301.0, 9303.0
 Symbols used in this publication: - nil or rounded to zero, n.a. not available, r revised, (a) change shown in terms of percentage points, (b) excludes refinancing, (c) excludes re-exports, (d) includes Residential and Non-residential building.

